

**Emery
Winslow®**



**NTEP APPROVED
RAILROAD TRACK SCALES**

**LOAD CELLS WITH A
LIFETIME WARRANTY
AGAINST WATER AND
LIGHTNING !**

BRIDGE DESIGN

- twin bridge or full bridge
- Cooper E-80 design
- A.R.E.A. approved
- 180 or 360 ton
- made in USA

- not affected by water/lightning
 - non electronic load cells
 - 304 S.S. load cells
 - 10 year warranty
 - no electric wires
 - made in USA

**SCALES BUILT
TO LAST**

**LIFE/10
WARRANTY**



SCALE TEST CAR




**SECTIONAL
ACCURACY**

- assures accuracy over entire bridge length
- sensitivity within .05%

**REMOVABLE
PANELS**

- for
- inspection
 - bumper bolt adjustment



**BUMPER BOLT
CHECKING**

- no check rods or dead-to-live connections
- spring washers act as shock absorbers



ACCURACY

- meets or exceeds H-44 requirements
- approved by R.R. lines across the USA

SCALE TEST CAR



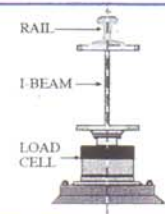
DIGITAL INDICATOR

- S.S. Nema 4x enclosure
- keyboard calibration
- computer compatible
- made in USA



VERTICAL LOADING

- load cell mounted under main support and rails
- eliminates moments on base plate
- assures accuracy and long life



Emery Winslow Scale Co.

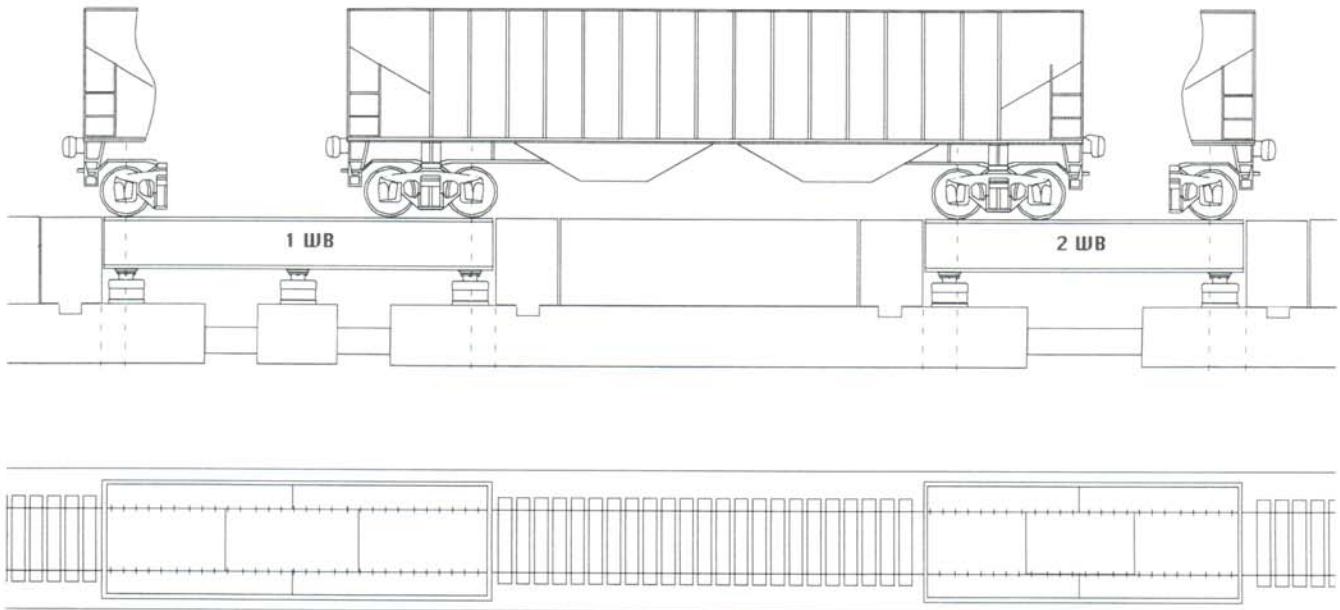
73 Cogwheel Lane
Seymour, CT 06483 (203) 881-9333
Fax (203) 881-9477

25th & Haythorne
Terre Haute, IN 47808
(812) 466-5265 Fax (812) 466-1046

YOUR REPRESENTATIVE IS:

Emery Winslow Twin Bridge Railroad Track Scale Data Sheet

Twin bridge scales are two separate bridges which have a combined live rail length and are spaced apart at a distance which permits the shortest and longest rail cars to be weighed. Rail cars are positioned on the scale with a spotting clearance of 12" on each end of the rail car.



Emery Winslow Scale Company
73 Cogwheel Lane
Seymour, CT 06483
(203) 881-9333
FAX 881-9477

25th & Hawthorne
Terre Haute, IN 47805
(812) 466-5265
FAX 466-1046